



**PLAN SEMANAL
SEGUNDO GRADO
MAYO 22 – MAYO 26 2023
INGLES**

CONTENIDO

Commands: Sit down, stand up, open your notebook, close your notebook, line up, stop, go, pay attention, listen, clean up, one at a time, keep quiet, come in, go out, clap your hands. hands up, hands down, sing.

BOOK

LOOK AND SEE 3

HABIT: Wash your hands.

Unit 2

WEATHER

Review SB p. -11

Review New Words: cloudy, cold, hot, snowy, sunny, windy.

Review: SB p.13 **Speaking Structure:** What's the weather like? It's sunny. WB p. 11

SONG AND VALUE: SB p. **Be Careful in the Sun** WB.p.12

Review Phonics: Lesson 5 SB p.15 WB p.13

VIDEO: **Content Words:** Cloud, down, rain, steam, up. SB p.16

Unit 3

MY COMMUNITY

New Word: Firefighter SB p.17-18

Review Lesson 2 **New Words:** bus driver, dentist, doctor, librarian, mail carrier, police officer, vet. WB p.16-17

Review **Speaking Structure:** Is he/she a doctor? Yes, he/she is / No, he/she isn't.

Lesson 3: SB p.19

Review Song and Value SB p.20 **Be Polite** WB p.18

Phonics Bed and Red SB p.21 WB p.19

Review Video Content Words SB p. 22 WB p.20

UNIT 4 MAKE SOME NOISE!

Review Lesson 1: **New Word:** drums

Review Lesson 2: **New Words:** tambourine, recorder, trumpet, guitar, violin, xylophone, piano. p.24WBp.22,

Review Lesson 3: **Speaking:** He can play the piano / She can play the guitar SB p.25 WB p.23

Review Lesson 4: **Song and Value:** Work together. SB p.26 WB p.24

Review Lesson 5: **Phonics:** Pet and Vet SBp.27 WB p.25

Review Lesson 6: **Video Content Words:** percussion, strung, wind. SB p.28 WB p.26

UNIT 5 SHAPES AROUND US



Lesson 1 **New Word:** Circle SB p.29

Lesson 2 **New Words:** diamond, hexagon, oval, rectangle, square, star, triangle.SB p.30 WBp.28


Lesson 3 **Structure:** What are these? They're diamonds. SB p.31 WB p.29

Hojas de Actividades

SHAPES (write the name and color)





circle = yellow
oval = orange
square = red
triangle = green
rectangle = brown
star = blue
heart = pink
diamond = purple




Shapes Worksheet

Identify and color the correct shape.



Circle





Rectangle




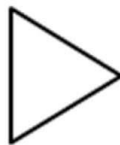
Square




Star




Heart



Triangle






Oval



Name: _____

I Can Graph the Shapes!


Directions: Count and color each shape and then graph the correct number.




circle



rectangle




triangle



square

Circle



Trace

You Draw

Square



Trace

You Draw

Triangle



Trace

You Draw


Rectangle



Trace

You Draw

Oval



Trace

You Draw

Star



Trace

You Draw

Heart



Trace

You Draw

Rhombus



Trace

You Draw

Name: _____

Trace & Color

